

# ONTEC R C1 60 NM AT I TM-OR.C1ATN600I

Click on the selected icon to download the file:



No: 0425



No: 4410/2021  
Valid until:  
04.09.2026



No: 88-128814



No:  
B\_BK\_60112\_0424\_2024  
Valid until:  
24.01.2030



No: 0425



No: 2291559.02-  
UAE  
Valid until:  
05.11.2026




No: 0425



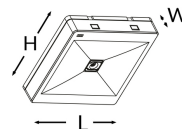
No: DIT\_001



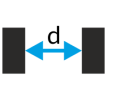
No: V3.0



Producer	<b>TM Technologie</b>
Application	<b>escape route lighting</b>
Family	<b>ONTEC R</b>
Colour/Colour - RAL	<b>blue , RAL5015</b>
Version	<b>autotest</b>
Operating mode	<b>NM</b>
Duration time	<b>1 h</b>
Protection degree	<b>IP20</b>
Impact protection degree	<b>IK03</b>
Appliance classes	<b>II</b>
Material	<b>plastic</b>
Installation method*	<b>surface, flush-mounted, wall, ceiling, at an angle</b>
Luminous flux emergency	<b>306 lm</b>
Light source	<b>LED</b>
Maximum light power	<b>2 W</b>
Active power	<b>1.2 W</b>
Nominal voltage AC	<b>210-250 V</b>
LED lifetime	<b>50000 h</b>
Colour temperature	<b>5700 K</b>
Minimum temperature	<b>+10 °C</b>
Maximum temperature	<b>+35 °C</b>
Battery	<b>LiFePO4/C (LN) 3.2V 1.5-1.6Ah</b>
Warranty (body, electronics, light source)	<b>36 months</b>
Net dimensions <b>L x W x H</b> [±2 mm]	<b>130 mm x 31 mm x 130 mm</b>



\* Some of mounting methods are possible only with additional accessory dedicated for that product.



2,5	9	20	-	-
3	10,5	23	-	-
4	12,5	28	-	-
5	13,5	32	-	-
6	12	33	-	-
7	6	31	-	-
8	4	25	-	-
9	4,5	20	-	-
10	2,5	7	-	-

$E_{min} \geq 1 \text{ lx}$